HASENA
the dream factory

MONTAGEANLEITUNG
NOTICE DE MONTAGE
ASSEMBLY INSTRUCTION
ISTRUZIONE DI MONTAGGIO

SWISS
bed concept

1

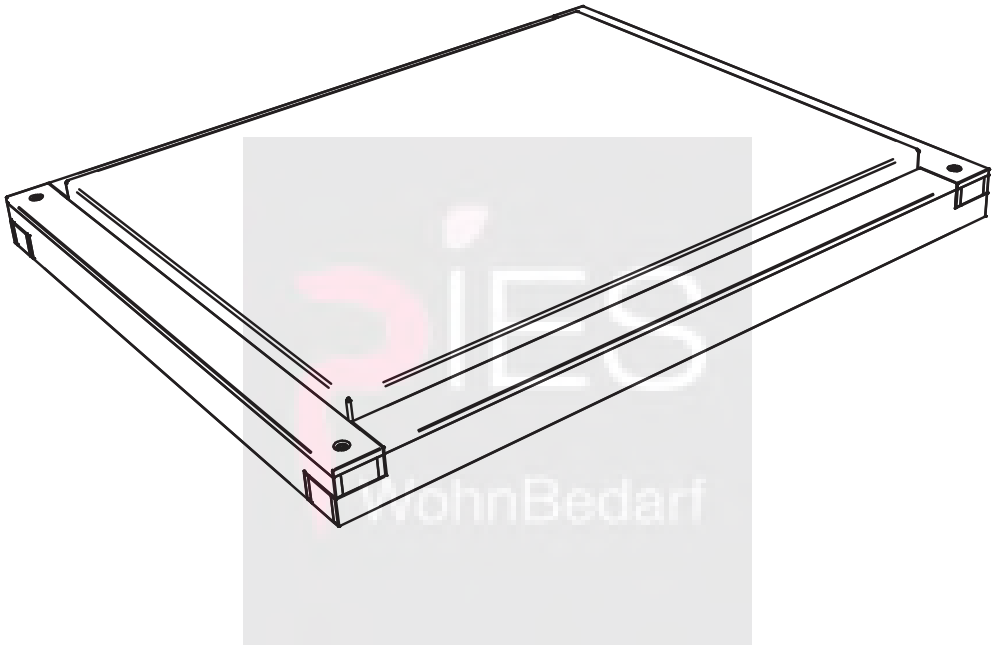

Zur Montage des Hasena-Bettes sind die Beschläge im Rahmen- und Fusspaket.
Beginnen Sie mit der Montageanleitung 1

Pour l'assemblage du lit Hasena, utiliser la visserie dans le colis du cadre et celui des pieds.
Commencez avec la notice de montage 1

To assemble the Hasena bed the fittings are in the frame- and feet package.
Start with the assembly instruction 1

Per il montaggio dei letti Hasena troverete la ferramenta nel telaio e nel pacchetto piedi.
Cominciare con l'istruzione di montaggio 1

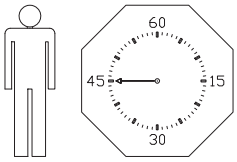

28 10 2016

660.00829

A x2	B x2	C x4	D x28
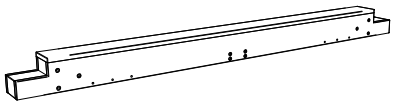	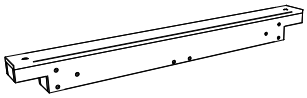	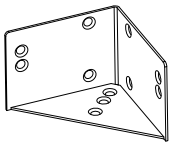 630.101	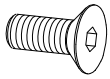 631.872

E x2	Z x1
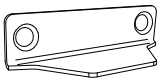 630.099	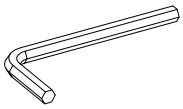 631.100

1.

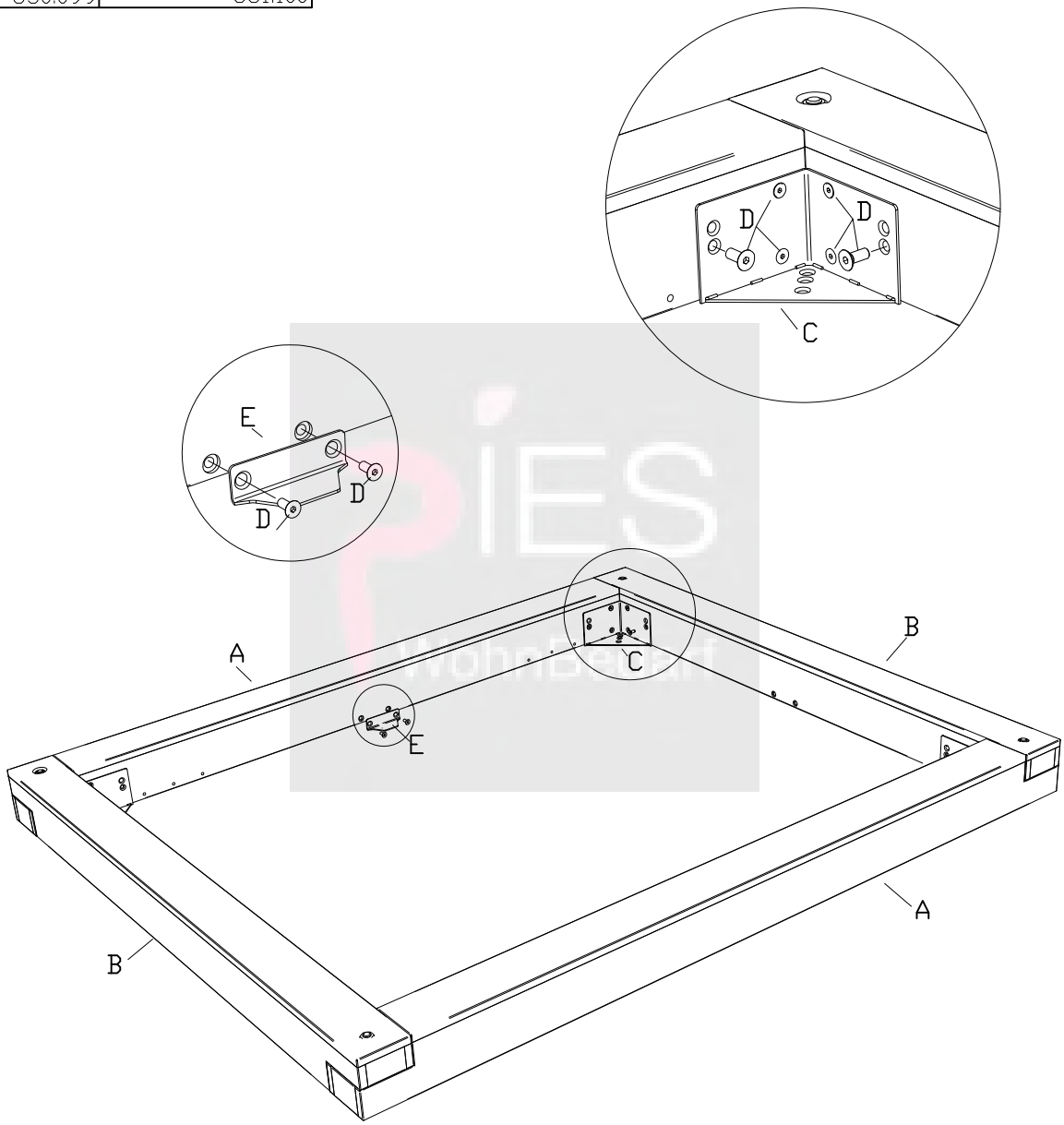

Fussmontage, siehe Montageanleitung ②

Foot assembling, see assembly instruction ②

Montage des pieds, voir notice de montage ②

Fissaggio piedi, vedasi istruzioni di montaggio ②

660.00829