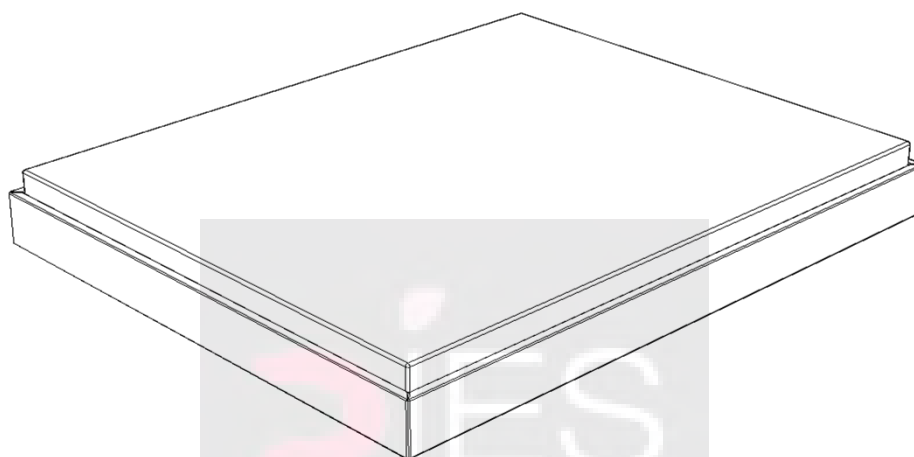




MONTAGEANLEITUNG
NOTICE DE MONTAGE
ASSEMBLY INSTRUCTION
ISTRUZIONE DI MONTAGGIO



1

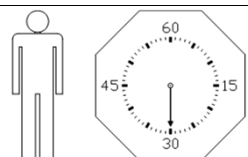



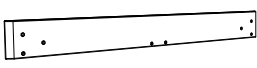
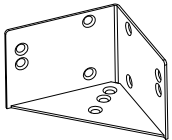

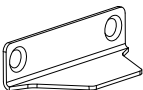
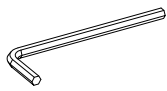
Zur Montage des Hasena-Bettes sind die Beschläge im Rahmen- und Fusspaket.
Beginnen Sie mit der Montageanleitung ①

Pour l'assemblage du lit Hasena, utiliser la visserie dans le colis du cadre et celui des pieds.
Commencez avec la notice de montage ①

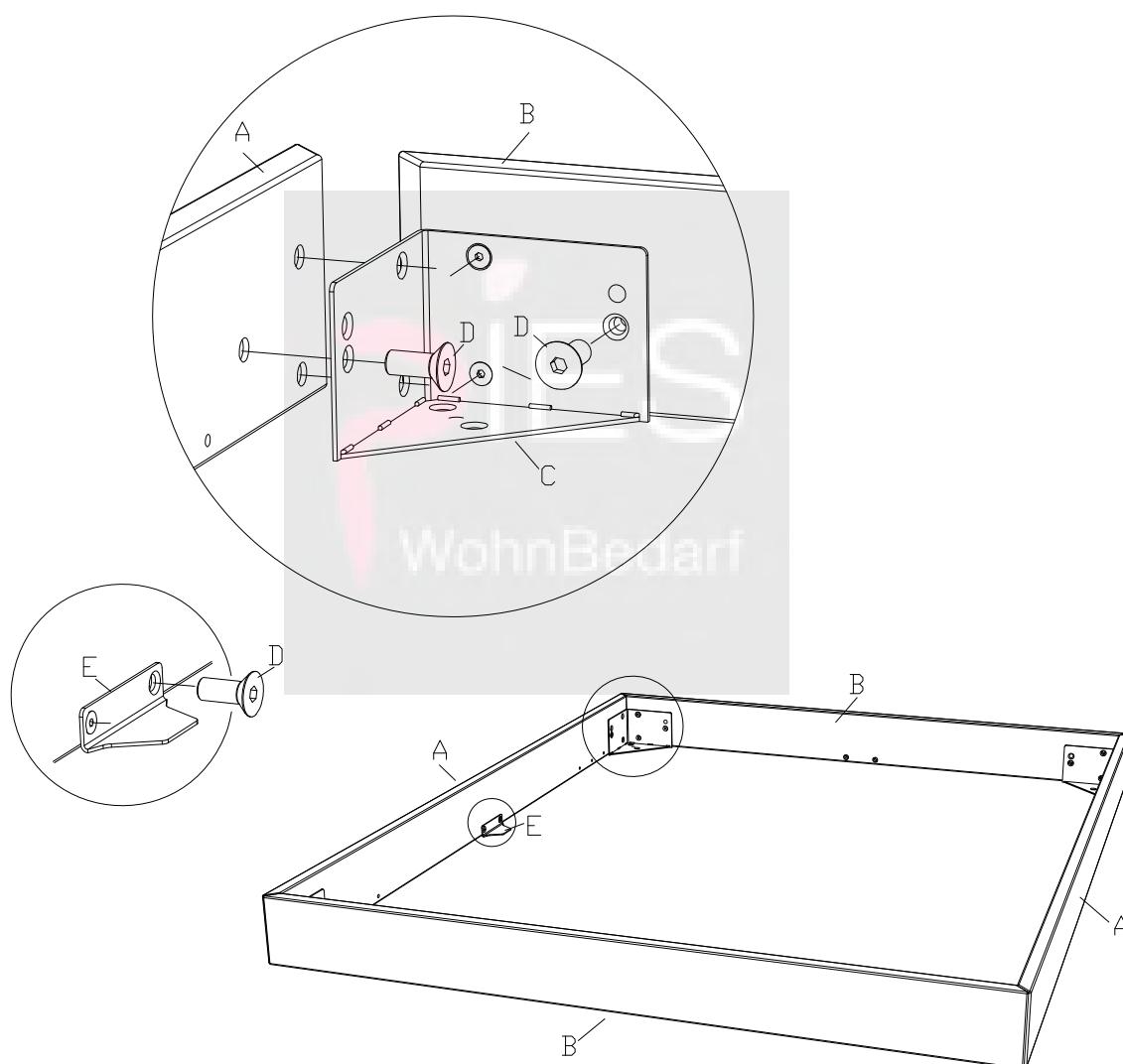
To assemble the Hasena bed the fittings are in the frame- and feet package.
Start with the assembly instruction ①

Per il montaggio dei letti Hasena troverete la ferramenta nel telaio e nel pacchetto piedi.
Cominciare con l'istruzione di montaggio ①



<p>A x2</p> 	<p>B x2</p> 	<p>C x4</p>  <p>630.10142</p>	<p>D x28</p>  <p>631.87200</p>
<p>E x2</p>  <p>630.09942</p>	<p>Z x1</p>  <p>631.10000</p>		

1.



Fussmontage, siehe Montageanleitung ②

Foot assembling, see assembly instruction ②

Montage des pieds, voir notice de montage ②

Fissaggio piedi, vedasi istruzioni di montaggio ②

660.00197